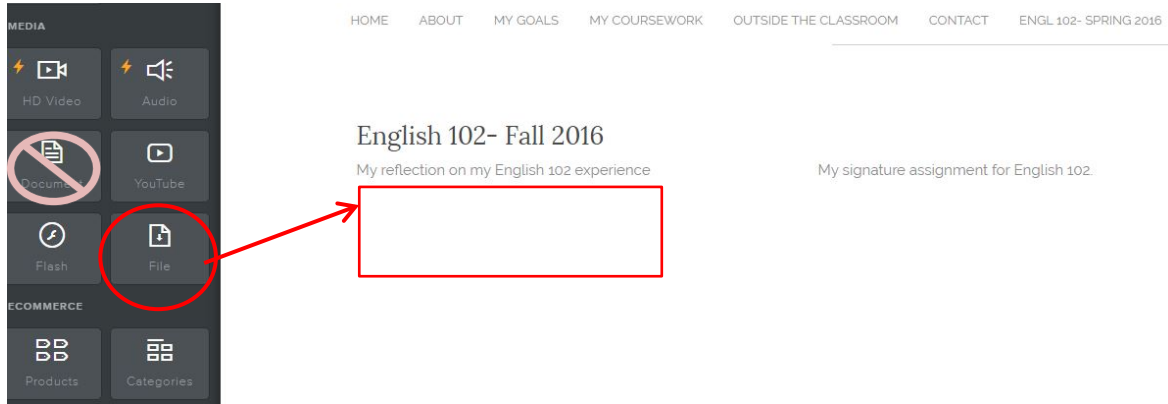


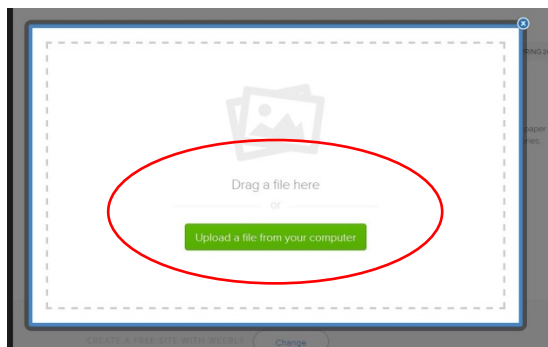
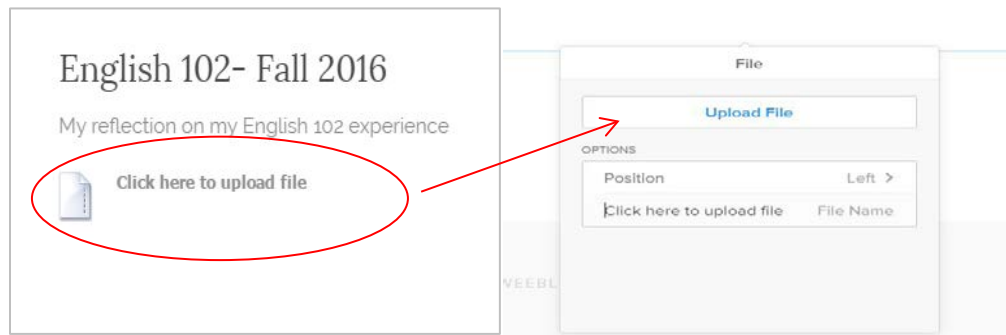
# Uploading Files to your ePortfolio in Weebly- Option 1

When uploading Documents, **do not use the Document Element** in Weebly . It will make your content available to an external company (Scribd) who can use the content in any way they would like. To add files (.pdf, .docx, .rtf), do the following.

1. Set up your page with the text or images.
2. Drag the FILE element to the location you want the file.



3. Upload the file from your computer



4. Reorganize the page with spacers or other features to make it look the way you want.